



CANTILEVER RACK



HEAVY DUTY CANTILEVER RACK

This heavy duty cantilever rack is ideal for storing tubes, bar stock or other long materials. Available with either single sided or double sided base. Columns are available in 8', 10' or 12' high. Arms are available in 24", 36" or 48". Two bases/columns, one brace set and arms are required to make one free standing starter unit. Additional sections can be added to starter units by purchasing one additional base/column, one brace set and arms. Components feature 14 gauge construction. All components are sold individually.

How to Order


A. Select Arm

1. Choose Arm Length and angle.
2. Choose either Regular Duty or Heavy Duty based on capacity required.
3. Add optional End-Stops if needed.

B. Select Base/Column Size

1. Choose either single sided or double sided base.
2. Choose column Height
 - a. When columns serve as load stops, it is necessary to specify column heights greater than the top loading arms. There is no need to pay for extra column height unless load stops are desired or future expansion is anticipated.
 - b. Arm height adjustable in 3" increments.
3. Select appropriate Base for arms selected in "A" above.

C. Select Brace Set




4° Arms		
Model Number	Length	Cap. Per Arms
Regular Duty		
215-HA24	24"	1,800
215-HA36	36"	1,200
215-HA48	48"	900
Heavy Duty		
215-HAH36	36"	2,050
215-HAH48	48"	1,600

20° Arms		
Model Number	Length	Cap. Per Arms
Heavy Duty		
215-HBH24	24"	2,200
215-HBH36	36"	2,050
215-HBH48	48"	1,600




*Heavy Duty Arm End-Stops	
Model Number	Fits Arm
CHAHS01	4°
CHAHS02	20°

**for use with Heavy Duty Arms only*



Brace Sets	8' & 10' High	12' High
	Model Number	Model Number
Width		
3'	215-HXP36	CHX-36
4'	215-HXP48	CHX-48
6'	215-HXP72	CHX-72
8'	215-HXP96	CHX-96



Arm Length	Single Sided Base/Column		Double Sided Base/Column	
	Model Number	Cap. Per Column	Model Number	Cap. Per Column
8' High Column				
24"	CHS-09624	11,200	CHD-09624	22,400
36"	CHS-09636	8,400	CHD-09636	16,800
48"	CHS-09648	6,700	CHD-09648	13,400
10' High Column				
24"	CHS-12024	11,200	CHD-12024	22,400
36"	CHS-12036	8,400	CHD-12036	16,800
48"	CHS-12048	6,700	CHD-12048	13,400
12' High Column				
24"	CHS-14424	11,200	CHD-14424	22,400
36"	CHS-14436	8,400	CHD-14436	16,800
48"	CHS-14448	6,700	CHD-14448	13,400

MEDIUM DUTY CANTILEVER RACK

Ideal for storing long products such as bars, pipes and rods. Available as either a single or double sided unit. All units are 79" tall. Arms are adjustable in 1 1/2" increments. Choose either 12", 18" or 24" arms. Angled arms and welded end-stops provide secure/safe storage of extra long stock. Units assemble in less than 10 minutes.

How to Order

A. Select Arm

1. Choose Arm Length.

B. Select Columns

1. Choose either single sided or double sided base. (Minimum 2 Base/Columns)
2. Select appropriate Column for arms selected in "A" above.
 - a. Length of column base must be the same as selected arm length.

C. Select Brace Beams

1. 4 Beams are required per section.



Arms with Connecting Bolts		
Model Number	Capacity	Length
215-GA12	1,000	12"
215-GA18	800	18"
215-GA24	600	24"



Brace Beams	
Model Number	Length
215-CBL30036	36"
215-CB30048	48"
215-CB30072	72"



Length	Single Sided Base/Column	Double Sided Base/Column
	Model Number	Model Number
12"	215-GCS08012	215-GCD08012
18"	215-GCS08018	215-GCD08018
24"	215-GCS08024	215-GCD08024

COMPLETE UNITS

Single Sided Units Include:

Starter Unit - 2 columns, 4 connecting beams and 4 arms


Add-On Unit - 1 column, 4 connecting beams and 4 arms

Double Sided Units Include:

Starter Unit - 2 columns, 4 connecting beams and 8 arms

Add-On Unit - 1 column, 4 connecting beams and 8 arms

Arm Length	Single Sided Base/Column						Double Sided Base/Column					
	36" Wide Unit		48" Wide Unit		72" Wide Unit		36" Wide Unit		48" Wide Unit		72" Wide Unit	
	Starter Unit	Add-On Unit	Starter Unit	Add-On Unit	Starter Unit	Add-On Unit	Starter Unit	Add-On Unit	Starter Unit	Add-On Unit	Starter Unit	Add-On Unit
12" Arm	HSS36-12	HST36-12	HSS48-12	HST48-12	HSS72-12	HST72-12	HDS36-12	HDT36-12	HDS48-12	HDT48-12	HDS72-12	HDT72-12
18" Arm	HSS36-18	HST36-18	HSS48-18	HST48-18	HSS72-18	HST72-18	HDS36-18	HDT36-18	HDS48-18	HDT48-18	HDS72-18	HDT72-18
24" Arm	HSS36-24	HST36-24	HSS48-24	HST48-24	HSS72-24	HST72-24	HDS36-24	HDT36-24	HDS48-24	HDT48-24	HDS72-24	HDT72-24



Boltless Shelving



Pallet Rack



Cantilever Rack



FastRak Bulk Shelving



Wire Shelving




Archive Shelving




Workbenches & Packing Tables



Carts & Trucks



Bins & Boxes



Stock, Reel & Tire Racks

For more information, please contact the approved dealer or distributor below.

Distributed By: